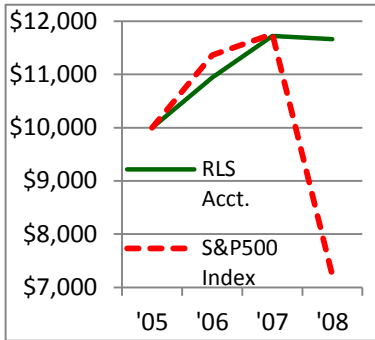


RLS Account Performance

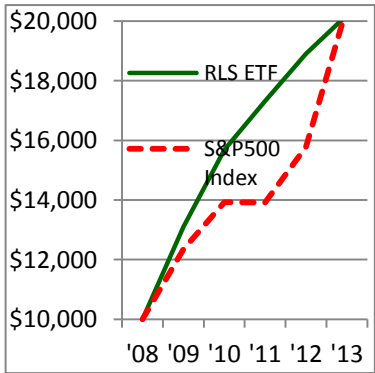
RLS Client Investment Trading Account vs. S&P 500 Index



DATE	RLS ACCOUNT*	S&P500**
12/31/05	\$ 10,000	\$ 10,000
12/31/06	\$ 10,941	\$ 11,362
12/31/07	\$ 11,723	\$ 11,758
12/31/08	\$ 11,662	\$ 7,231

*RLS account performance includes reinvestment of all dividends and interest and is before advisor fees which will vary based on the assets managed and the services to be provided.
 **S&P500 is 100% invested and does not include the value of reinvested dividends or commissions and fees.

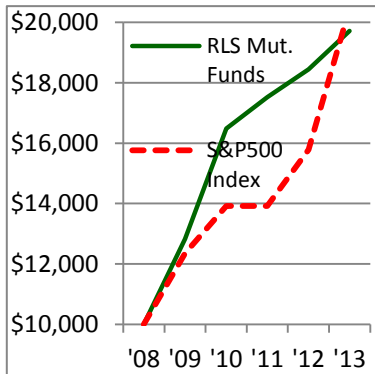
RLS Portfolio of ETF securities vs. S&P 500 Index



DATE	RLS ETF*	S&P500**
12/31/08	\$ 10,000	\$ 10,000
12/31/09	\$ 13,102	\$ 12,346
12/31/10	\$ 15,681	\$ 13,921
12/31/11	\$ 17,316	\$ 13,920
12/31/12	\$ 18,904	\$ 15,787
12/31/13	\$ 20,204	\$ 20,463

*RLS portfolio of ETF securities includes reinvestment of all dividends and interest and is before advisor fees which will vary based on the assets managed and the services to be provided.
 Portfolio investment percentage is variable and is usually less than 100%.
 **S&P500 is 100% invested and does not include the value of reinvested dividends or commissions and fees.

RLS Portfolio of Mutual funds vs. S&P 500 Index



DATE	RLS MUT. FUND*	S&P500**
12/31/08	\$ 10,000	\$ 10,000
12/31/09	\$ 12,828	\$ 12,346
12/31/10	\$ 16,486	\$ 13,921
12/31/11	\$ 17,525	\$ 13,920
12/31/12	\$ 18,443	\$ 15,787
12/31/13	\$ 19,715	\$ 20,463

*RLS portfolio of mutual funds includes reinvestment of all dividends and interest and is before advisor fees which will vary based on the assets managed and the services to be provided.
 Portfolio investment percentage is variable and is usually less than 100%.
 **S&P500 is 100% invested and does not include the value of reinvested dividends or commissions and fees.

A well managed account can improve returns and reduce volatility.

RLS Financial Group, Inc.

“Intelligent Investment Strategies for Today’s Markets”

It should not be assumed that recommendations made in the future will be profitable or will equal the performance of the securities in this list. Investment returns and principal value will fluctuate so that an individual’s accounts when redeemed may be worth more or less than the original investment. Upon request, RLS will furnish a list of all recommendations used to calculate the most recently published performance figures. Both advisor fees and fees for the S&P500 brokerage account (S&P500 Index) will reduce the performance of both accounts from the values shown above.

Investment advisory services offered through RLS Financial Group Inc., a Registered Investment Advisor.
 Robert Shohet CLU[®], ChFC[®], 51 Scudder Road, Newtown, CT 06470 203-270-9180 (Fax) 203-270-9185